

Flying Field On-Line Permit

1. Visit: www.somersetcountyparks.org
2. Select On-Line Registration



3. Select: Flying Field




4. Flying Field Registration:

Enter your Household number as your username and Passcode. If passcode is a phone number, drop the parentheses and hyphen.

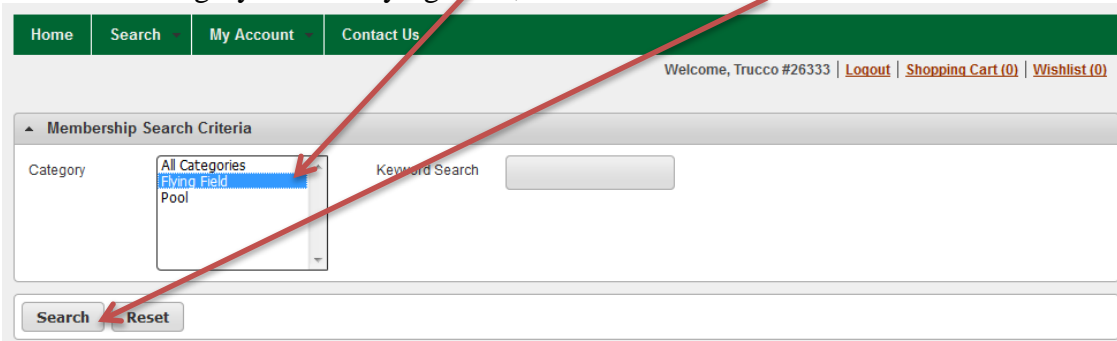
Select Login

The screenshot shows the 'WebTrac Login' form. The form has two input fields: 'Username *' and 'Password *'. The 'Username *' field contains the text '26333'. Below the input fields, there are three links: 'If you have an account with us, but you've forgotten your username, please click here.', 'If you have an account with us, but you've forgotten your password, please click here.', and 'If you're a brand new patron with us, please click here to register for a new account.'. A 'Login' button is located at the bottom of the form. A red arrow points from the 'Login' button to the 'Flying Field' registration form. A blue arrow points from the 'Flying Field' registration form to the 'Username' field.

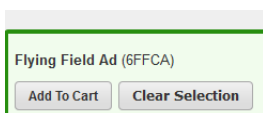
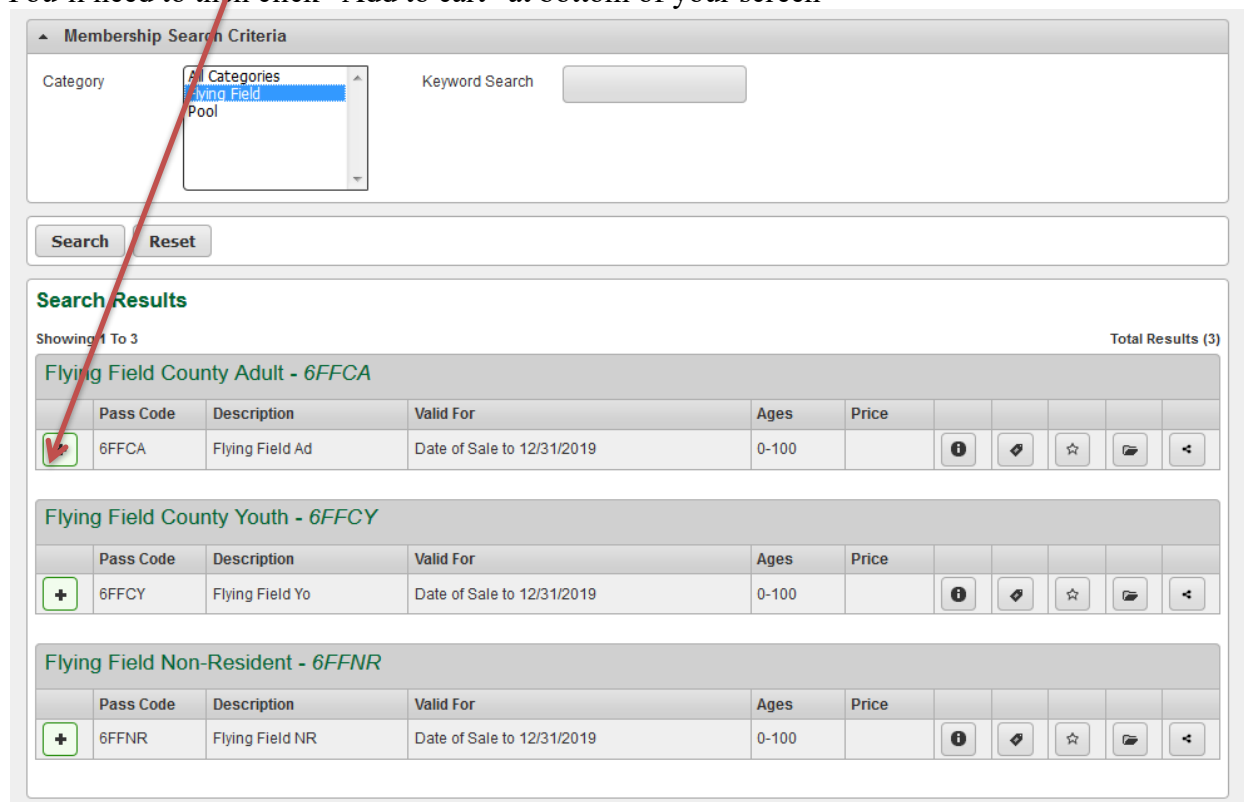
5. After logging in, Click “Search” and then “Membership Search”



6. Under “Category” select Flying Field, then click on Search



7. Select the appropriate option by clicking on the + to add it to your cart. You'll need to then click “Add to cart” at bottom of your screen



8. You'll get a screen asking to proceed to checkout and payment options. Once paid, you'll receive an email confirming your transaction. Finally, you'll need to email or fax your current AMA membership card, and FAA certification